


**PORTABLE
EDDY CURRENT
FLAW DETECTORS**
EDDYCON
product family



Santricals Services India Private Limited|4-100-1 Rambalaji Bhavan |Madurai – Dindigul Bypass Road | T. Andipatti, T.

Vadipatti | Madurai- 625 218 | Contact: +91 9940870870; +91 9892501239
Website: www.sdrgroups.com; email:support@sdrgroups.com

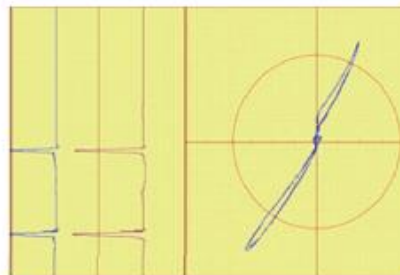
DESCRIPTION	<p>EDDYCON portable eddy-current flaw detectors are flagships of our ECT instruments family. They combine the best features of earlier predecessors, being furnished with large displays and functional buttons for immediate access to any menu of the instrument, which would meet requirements of the most demanding user.</p>	
PURPOSE	<p>EDDYCON eddy-current flaw detectors are intended for:</p> <ul style="list-style-type: none"> • detection of surface cracks in various parts; • finding of cracks in holes and multi-layered structures; • recognition of sub-surface flaws in non-magnetic conductive materials; • evaluation of non-magnetic material conductivity, and paint coating thickness. 	
INDUSTRIAL APPLICATIONS	<ul style="list-style-type: none"> • AEROSPACE testing of aircraft engineering parts (wheel disks, skin, turbine blades, multi-layered structures, various holes, etc.); • RAILWAY examination of railway parts and car units (wheelsets and axle boxes; bogies of freight, refrigerator and passenger cars, automatic coupler, etc.); • OIL & GAS inspection of pipelines, turbine blades of gas-distributing stations, pressure vessels, etc.; • CHEMICAL examination of pipelines, industrial tanks, etc.; • POWER non-destructive testing of steam generator tubes and headers by internal encircling probes, etc.; • HEAVY MACHINERY quality control of bars, wire, steel structures, mill rollers, plates, etc. 	
BENEFITS OF EDDYCON 	<ul style="list-style-type: none"> • tune-out from the influence of working gap and inhomogeneity of electromagnetic properties of test object; • saving of huge number of settings and test results to the flaw detector memory; • two-way data communication with PC via Ethernet port; • specialty software for viewing test results and printing out test reports; • application-dependent software for real-time data displaying on a PC; • software upgrade using USB flash drives; • evaluation of conditional length and depth of the flaws; • quick-release Li-Ion battery for continuous 7-hour operation; • light and sound alarms; • easy-to-operate due to user-friendly intuitive interface; • light weight and small size; • conformity to ISO 15548-1. 	

DISTINCTIVE FEATURES OF EDDYCON

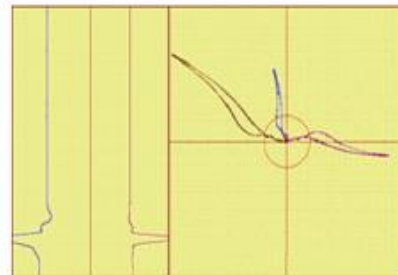
- high-contrast TFT color display;
- ALARM system: 4 three-color LED lights, sound indicator;
- dual-frequency operating mode;
- evaluation of material conductivity and paint coating thickness;
- simplified calibration of the instrument on reference standards;
- possibility to connect an encoder and rotary eddy-current scanner;
- quick measurement of signal/noise ratio;
- compatibility with probes and rotary scanners of various makes and types;
- USB-friendly.

SPECIFICATIONS AND FUNCTIONS OF EDDYCON











- detection of flaws with the depth from 0.05 mm and width from 0.002 mm;
- frequency _____ 10 Hz to 16 MHz;
- pulser output voltage (dual amplitude) ____ 0.5 V to 6 V;
- adjustable gain _____ 70 dB;
- additional gain _____ 30 dB;
- independent horizontal and vertical gain __ - 30 dB to 30 dB;
- signal phase change (signal rotation range is from 0° to 360° with a step of 0.1° , 1° , 10°);
- sampling frequency __ up to 11 kHz;
- digital signal filtering (4 types of filters: Low-pass, High-pass, Bandpass, Averaging);
- eddy-current signal representation:
 - a) complex plane – enables to distinguish defects against noise by analyzing the signal shape;
 - b) mixing-up of two channels – can help suppress the disturbances and reduce their impact on test results (for combining, an operator can select one of 4 algorithms: summation, subtraction, summation with horizontal inversion, summation with vertical inversion);

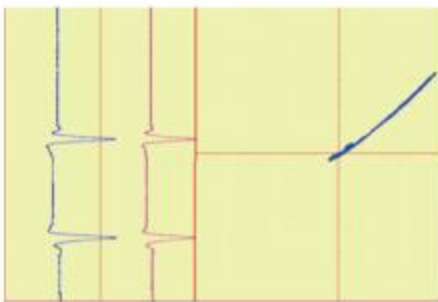


a) complex plane



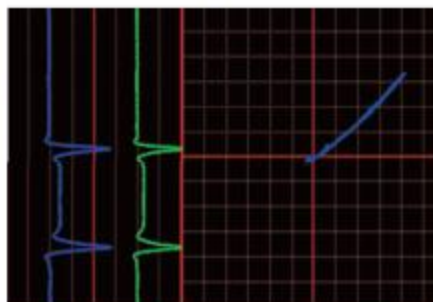
b) mix of two channels

- possibility to move the center of complex plane to any visible part of the screen
 - top left -  ;
 - top center -  ;
 - top right -  ;
 - center left -  ;
 - center -  ;
 - center right -  ;
 - bottom left -  ;
 - bottom center -  ;
 - bottom right -  ;
 - manual positioning of the center of complex plane into any screen sector -  ;
- two lighting modes: 'Day' – for dark rooms with poor lighting; 'Night' – for intensely illuminated rooms to improve the display legibility;



a) 'Night' mode


- time for the flaw detector's operation mode setup: up to 1 minute;
- automatic display clearing (clearing time can be adjusted by 0.1 s; 0.5 s; 1 s; 2 s; 3 s; 4 s; 5 s; 8 s;)
- built-in timer and calendar;
- display backlight and brightness control;
- receiver overload control;
- battery discharge control;
- possibility to connect probes of the following types:
 - differential ECP;
 - differential bridge-type ECP;
 - differential transformer ECP with ground center;
 - differential transformer ECP;
 - absolute single ECP;




b) 'Day' mode

- absolute transformer ECP;
- possibility to connect specialty rotary ET-scanners for inspection of holes;
- user-friendly multilingual interface;
- time of continuous operation of the flaw detector with fully charged storage battery: no less than 7 hours;
- total average service life of the flaw detector: no less than 10 years;
- instrument is powered by a quickrelease Li-Ion battery with rated voltage of 12 V and rated capacity of 4500 mA hour;
- operating temperature: -20°C to $+45^{\circ}\text{C}$;
- weight of the flaw detector with the battery: 0.9 kg;
- overall dimensions of the flaw detector: 230 x 135 x 98 (mm.)

- different modes of information display on the flaw detector's screen:



a) Menu+XY+A(t)



b) Menu+XY



c) Menu+A(t)



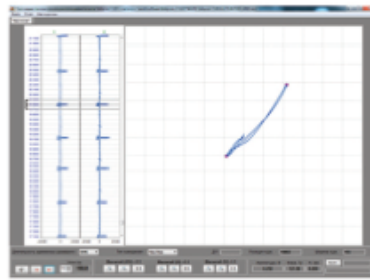
d) XY+A(t)



e) XY



f) A(t)

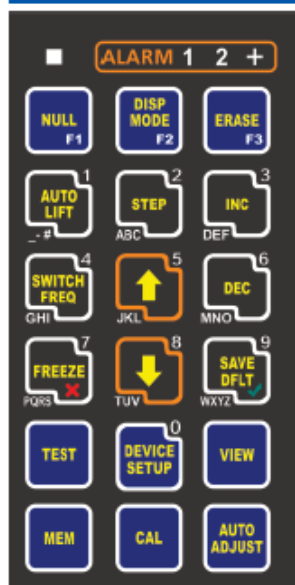
SOFTWARE


Specialized application-dependent software of Eddycon multipurpose eddy current flaw detector serves for processing test results, followed by generating and printing out test reports. The software program allows working with the saved data on PC.

5

- Basic advantages:**
- Intuitive user-friendly interface;
 - Easy viewing of test results for each frequency mode (Frequency №1, Frequency №2 & Mix);
 - Generation and storage of electronic reports;
 - Data output for each detected flaw, such as:
 - flaw location coordinate on a defectogram;
 - signal amplitude and phase;
 - flaw depth.
- The resulting electronic report contains


- all basic data on the test performed, such as:
- name of company, NDT department and inspector who performed the test;
 - description of test object;
 - all setting parameters of the instrument at the time of inspection;
 - parameters of signals coming from defects (amplitude, phase, depth);
 - representation of the signals from defects in a complex plane or strip chart;
 - date of inspection;
 - possibility to create reports of other types, as required by customer.

6
BASIC DELIVERY SET OF EDDYCON FLAW DETECTORS (ENGLISH VERSION)


Description	Quantity
• Eddy current flaw detector Eddycon C or CL (Lemo 16)	1 pc.
• Eddy current probe SS340K09DA0	1 pc.
• Connection cable Lemo 16 – Lemo 04 (Lemo 04, connector type 0B, Reflection)	1 pc.
• Charger Mascot Type 2542	1 pc.
• Calibration block RS 2353/1-3N-Fe (Carbon steel)	1 pc.
• Software for operation with PC	1 copy
• Operating Manual Eddycon C or CL	1 copy
• Quick start guide	1 copy
• Operating Manual Mascot 2542	1 copy
• Registration certificate for calibration block RS2353/1-3N-Fe	1 copy
• Case	1 pc.
• Bag	1 pc.
• Registration certificate for ECP	1 copy

DEVICE SPECIFICATION					
Device version	EDDYCON C	EDDYCON CL	Device version	EDDYCON C	EDDYCON CL
Frequency range	0,01 to 16000 kHz		DISPLAY		
Gain	70 dB		Signal display modes	Complex plane – X(y); Time base – X(t), Y(t); Dual-frequency mode Dual-frequency multiplexing;	
Horizontal Gain	-30...+30 dB				
Vertical Gain	-30...+30 dB		Multi-frequency operation	Independent control of both frequencies; Mix of two frequencies (F1 - F2, F1 + F2)	
Additional gain	30 dB				
Probe supply voltage	0,5 V; 1V; 2V; 4V; 6V		Display size	3,68x2,21 in (93,6x56,16 mm)	6,14x3,70 in (156x94 mm)
Phase rotation	0 to 359,9				
Test frequency	1 to 11 kHz		Display diagonal	4.3 in	7.2 in
Signal persistence time	0,1 s, 0,3 s, 0,5 s, 1 s, 2 s, 3 s, 4 s, 5 s, 8 s		Resolution	800x480 pixels	
Filter	Low-pass: 1 to 5500 Hz		Type	Color TFT	
	High-pass: 1 to 5500 Hz		Display modes	Normal, full-screen; three color schemes	
	Bandpass		Grid	Three types: coarse, fine, polar	
	Averaging		BATTERY		
CONNECTORS			Type	Li-Ion 12B/4500 mA·h	
Connected probe types	Single, Reflection, Bridge		Operation time	Normal mode — up to 7 hours If using rotary scanners — 4 to 5 hours	
Probe connector	Lemo 00, Lemo 12-way / Lemo 16-way		OTHER		
LAN	-	+ (RJ 45)	Supply mains	100 V to 240 V, 50 Hz - 60 Hz	
ALARM			Applicable standards	CE, ISO 15548-1	
Threshold level types	Circle, Threshold, Sector, Trapezium		Keypad	English, International (icons)	
Type	Sound and visual		OPERATION CONDITIONS		
MEMORY			Operation temperature	-4 to 122 F (-20 to +50 °C)	
Capacity	8 Gb (up to 32 Gb optional)		IP rating	IP 64	
Removable Micro SD card	-	+	HOUSING		
Size	1 largest defectogram — 15,6 Mb		Overall dimensions	9,06x5,31x3,86 in (230x135x98mm)	10,08x6,14x3,39 in (256x156x86mm)
	1 settings takes — 25 kb				
Time of recording	1 kHz – 16 min, 30 sec. (max)		Weight	1,98 lb (0,9 kg)	5,29 lb (2,4 kg)
	11 kHz – 1 min, 30 sec. (max)				

BASIC DELIVERY SET OF EDDYCON FLAW DETECTORS (INTERNATIONAL VERSION)



Description	Quantity
• Eddy current flaw detector Eddycon C or CL (Lemo 12)	1 pc.
• Eddy current probe SS340K09DA0	1 pc.
• Connection cable Lemo 12 – Lemo 04 (Lemo 04, connector type 0B, Reflection)	1 pc.
• Charger Mascot Type 2542	1 pc.
• Calibration block RS 2353/1-3N-Fe (Carbon steel)	1 pc.
• Software for operation with PC	1 copy
• Operating Manual Eddycon C or CL	1 copy
• Quick start guide	1 copy
• Operating Manual Mascot 2542	1 copy
• Registration certificate for calibration block RS2353/1-3N-Fe	1 copy
• Case	1 pc.
• Bag	1 pc.
• Registration certificate for ECP	1 copy

Santricals Services India Private Limited | 4-100-1 Rambalaji Bhavan | Madurai – Dindigul Bypass Road | T. Andipatti, T.

Vadipatti | Madurai- 625 218 | Contact: +91 9940870870; +91 9892501239

Website: www.sdrgroups.com; email: support@sdrgroups.com